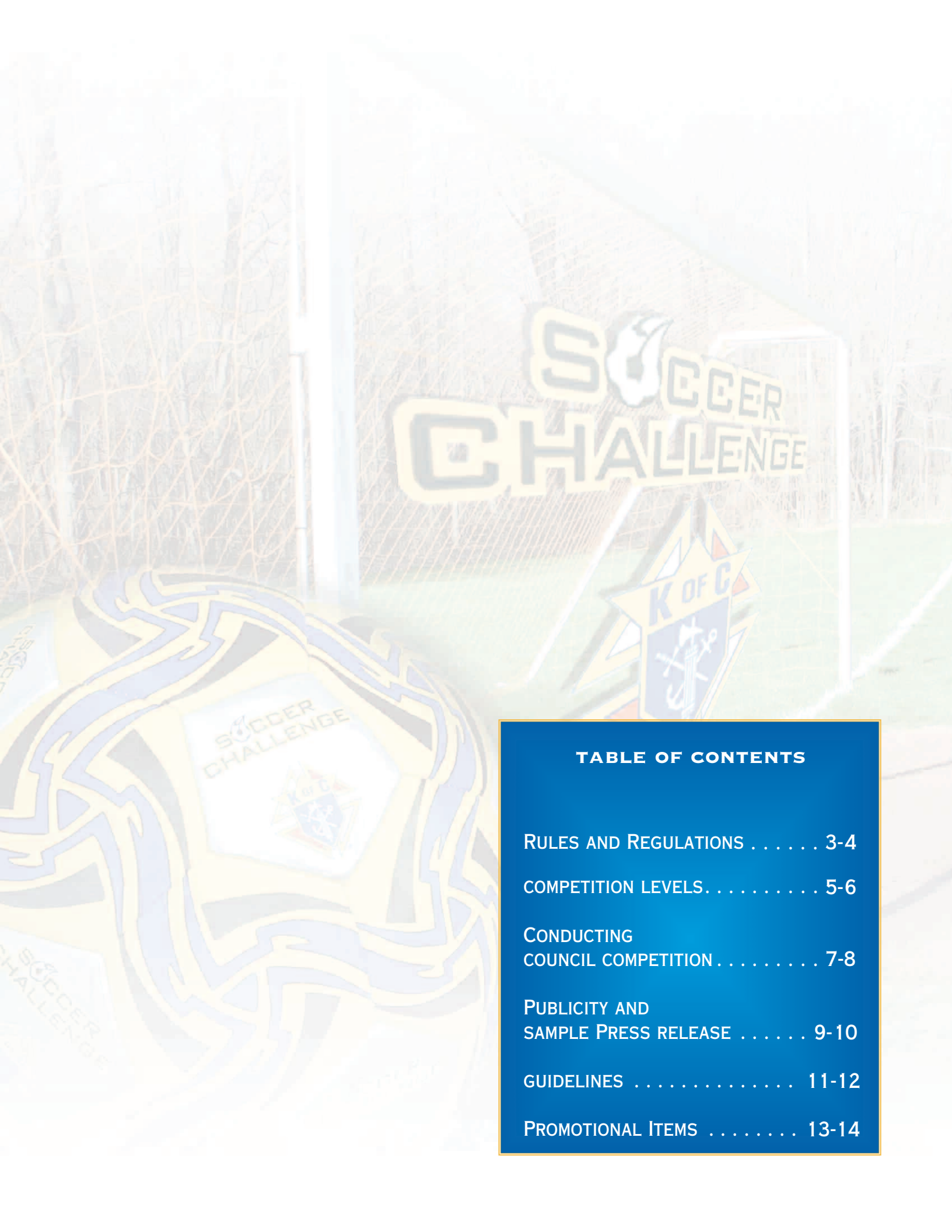


Official Guide of the
KNIGHTS · OF · COLUMBUS
SOCCER CHALLENGE



Rules
Regulations
Tips and Information



**SOCCER
CHALLENGE**



TABLE OF CONTENTS

RULES AND REGULATIONS 3-4

COMPETITION LEVELS 5-6

**CONDUCTING
COUNCIL COMPETITION 7-8**

**PUBLICITY AND
SAMPLE PRESS RELEASE 9-10**

GUIDELINES 11-12

PROMOTIONAL ITEMS 13-14




RULES A

COMPETITION

The Knights of Columbus Soccer Challenge is a competition designed for players to demonstrate the most basic of soccer skills — the penalty kick. Each player will be allowed 15 shots at the goal from the penalty line (12 yards from the goal).

The goal will be divided into a series of five scoring zones. The upper corners of the goal will be designated as 20 point zones. The lower corners will be designated as 10 point zones and the central region is a five point zone. To construct the five scoring zones attach a piece of rope approximately six and a half to seven feet in length diagonally across the four corners of the goal as shown in the diagram below. Use tent stakes to secure the bottom ropes to the ground.



SCORING

To score this competition each participant will be given 15 penalty kicks. Points will be awarded depending upon the area of the scoring zones through which the ball passes. For example, after the player's 15 penalty kicks, his/her scores are 5/10/20/5/5/5/5/10/10/5/20/5/10/5/5, his/her total score would be 125. A score of 125 would be marked on the entry form/score sheet. Normal rules of soccer regarding penalty kicks apply for all levels of competition. Penalty kick violations include stepping on or over the line prior to the kick, and any contact made with

the ball counts as a kick. Scorers should record shots made and missed according to the instructions on the entry form/score sheet. It is also recommended that multiple scorers be assigned to each goal for scoring accuracy and comparison. All scores should be verified before the next contestant is allowed to shoot. The use of video tape recording is not recommended to resolve questions on scoring totals. **Judges and scorers are given final authority in verifying all scores and violations.**

JUDGES/SCORERS/BALL CATCHERS

Judges, scorers, and ball catchers will be selected by the Soccer Challenge Chairman at the council level, by the district deputy at the district level, and by the state deputy at the regional and state levels. The recommended minimum is one judge, two scorers, and a ball catcher at each goal. It is recommended that volunteer parents be utilized in age groups other than the group(s) in which their child (children) competes. The judge will ensure that each participant receives 15 shots on goal and will point out any kicking violations (see scoring section). All questions will be resolved by the judges and Soccer Challenge chairman. Scorers should refer to the scoring instructions included on the entry form/score sheet.

ND REGULATIONS



REGULATIONS

The recommended time frame for the Knights of Columbus Soccer Challenge is:

- Council Championship – September
- District Championship – October
- Regional Championship – October/November
- State Championship – November

State officials should notify each council well in advance concerning the dates, times and locations of the regional and state championships. The district deputy is responsible for notifying councils of the date, time and location of the district competition. The grand knight or Soccer Challenge chairman should notify the council winners of the date, time and location of the next level of competition. This information is not tracked by Supreme, it will be available from the district deputy or state program director.

ELIGIBILITY

The Knights of Columbus Soccer Challenge is open to all boys and girls in your community, ages 10-14. Age eligibility is determined by the age of the contestant as of September 1. Proof of age is required. Athletes in high school should be advised to check with their school athletic directors or their state high school athletic associations regarding possible eligibility conflicts.

ENTRIES

All competitors must register using the official Knights of Columbus Soccer Challenge Entry Form/Score Sheet (#4578) provided in this packet. Proof of age must accompany all entry forms. Pre-registration is recommended but not required. The entry form/score sheet and proof of age must accompany participants through all levels of competition. Winners will progress to the district, regional, and state competitions. International champions are chosen on the basis of state-level results.

FIELD/EQUIPMENT

Each level of competition should be held on a local soccer field or suitable facility approved by and under the supervision of a participating Knights of Columbus council. Check with your parks and recreation department for availability and usage regulations.

AGE SPECIFICATIONS

Ages 10,11 (Boys & Girls Competitions):

Use a regulation-size soccer ball (size #4) and shoot 12 yards from the goal.

Ages 12,13,14 (Boys & Girls Competitions):

Use a regulation-size soccer ball (size #5) and shoot 12 yards from the goal.



COMPETITION LEVELS

Council Level

Each contestant receives three practice kicks followed by 15 consecutive kicking attempts from the 12-yard penalty line. All age groups kick from the same distance. In the event a tie breaker is necessary, it should be conducted as follows: each contestant will have the opportunity to kick from a position three yards behind the penalty kick line, if the contestants are still tied then they will move back another three yards (line of goal box; known as "the 18") for an additional three kicks each until one of the contestants either outscores the other or one of them misses. For example, two tied competitors have the score of 75, each will be given three kicks three yards behind the penalty kick line. If they are still tied, the players will be given three more kicks six yards behind the penalty line (the "18"). If they still remain tied, the players will be given three more kicks nine yards behind the penalty line. If they are still tied, the players are to remain at this position (given three kicks consecutively) until the tie is finally broken.

District Level

Each contestant receives three practice kicks followed by 25 consecutive kicks from the 12-yard penalty line. In the event a tie breaker is necessary, it should be conducted as follows: each contestant will have the opportunity to shoot from a position three yards behind the penalty kick line, if the contestants are still tied then they will move back another three yards (to "the 18") for each additional shot until one of the contestants either outscores the other or one of them misses. For example, two tied competitors have the score of 125, each will be given three kicks three yards behind the penalty kick line. If they are still tied, the players will be given three more kicks (from "the 18") six yards behind the penalty line. If they still remain tied, the players will be given three more kicks nine yards behind the penalty line. If they are still tied, the players are to remain at this position (nine yards behind the penalty line and each given three kicks consecutively) until the tie is finally broken.

Regional Level

Each contest receives three practice kicks followed by 25 consecutive kicks from the 12-yard penalty line. In the event a tie breaker is necessary, it should be conducted as follows: each contestant will have the opportunity to shoot from a position three yards behind the penalty kick line, if the contestants are still tied then they will move back another three yards (to "the 18") for each additional shot until one of the contestants either outscores the other or one of them misses. For example, two tied competitors have the score of 125, each will be given three kicks three yards behind the penalty kick line. If they are still tied, the players will be given three more kicks nine yards behind the penalty line. If they are still tied, the players are to remain at this position (nine yards behind the penalty line and each given three kicks consecutively) until the tie is finally broken.

State Level

Each contestant receives three practice kicks followed by 25 consecutive kicks from the 12-yard penalty line. In the event a tie breaker is necessary, it should be conducted as follows: each contestant will have the opportunity to shoot from a position three yards behind the penalty kick line, if the contestants are still tied then they will move back another three yards (to "the 18") for each additional shot until one of the contestants either outscores the other or one of them misses. For example, two tied competitors have the score of 125, each will be given three kicks three yards behind the penalty kick line. If they are still tied, the players will be given three more kicks six yards ("the 18") behind the penalty line. If they still remain tied, the players will be given three more kicks nine yards behind the penalty line. If they are still tied, the players are to remain at this position (nine yards behind the penalty line and each given three kicks consecutively) until the tie is finally broken.

International Level

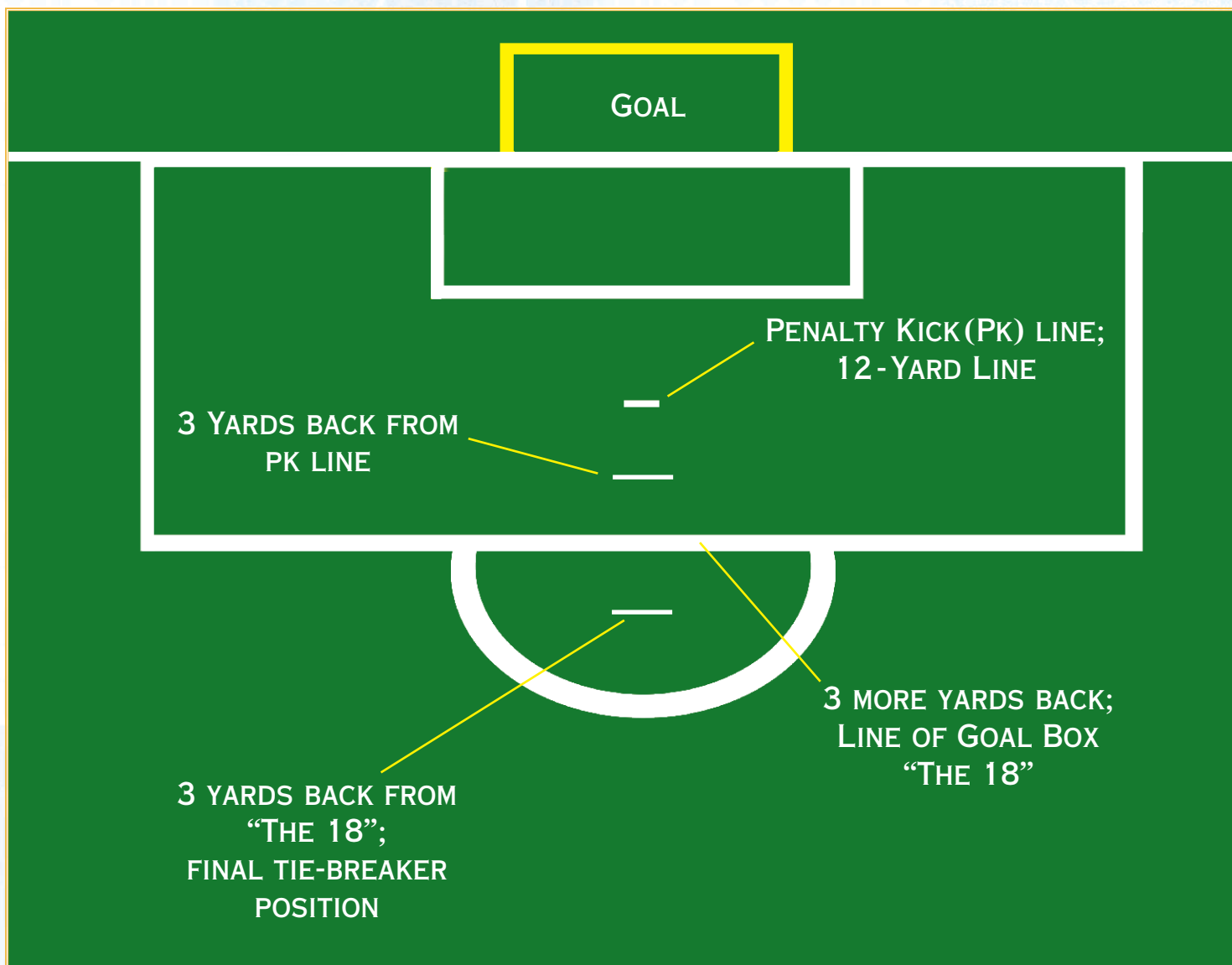
International champions are determined on the basis of best scores submitted from the state-level competitions in each age category.

NOTE: In the event that a winner in any level cannot participate in the next level of competition, the second-place winner should represent the area for that age group.

AUTHORITY: The Knights of Columbus Soccer Challenge program will be under the authority of the state deputy and state youth director. Any questions about this program not answered in this guide should be directed to the appropriate state officials or to the Supreme Council Department of Fraternal Services, 1 Columbus Plaza, New Haven, CT 06510-3326; Telephone: (203) 752-4270, Fax: (203) 752-4108.

SOCCER CHALLENGE DIAGRAM

Below is a diagram of where the contestants will take their kicks from.





CONDUCTING A GO

The Soccer Challenge is fun and easy to conduct. Here are steps to follow to ensure a successful Soccer Challenge Championship.

COUNCIL COMPETITION

The council Soccer Challenge chairman should follow these guidelines:

- Always use the program's official name: Knights of Columbus Soccer Challenge.
- Order the Knights of Columbus Soccer Challenge kit (#SC-Kit) using the order form on page 3 of the Council Report Forms Booklet (#1436). Complete and submit the form to the Department of Fraternal Services, 1 Columbus Plaza, New Haven, CT 06510-3326; Telephone: (203)752-4016; Fax: (203)752-4108. This kit can also be ordered online, visit our website at www.kofc.org and click on "program materials" on the "for officers" page.
- Set a time and place. Contact schools, community centers or youth centers and reserve a soccer field. Ask local sports teams, colleges or universities to work with your council on the Soccer Challenge as part of their community outreach program. While September is the month for conducting a council competition, councils should be flexible and work around the schedules of local school's teams. All local competitions should be held so that the winners can participate in the district competitions.
- Contact the schools in your area to explain the program. Seek permission of the principals, athletic directors, and superintendents to conduct the program as part of their physical education or intramural program, or ask for an endorsement encouraging students to participate in this community sports program. High school athletes should be reminded to check with their state high school athletic association/athletic director about possible eligibility conflicts. Contact officials from the town recreation department or local youth soccer leagues to promote the competition among their players. Teams and schools can hold preliminary competitions to determine winners by age groups to advance to the council competition. Make sure that entry forms/score sheets are distributed in advance to the officials of the leagues or coaches of the teams.
- Display program posters prominently to generate attention and participation. Ask to display posters in elementary schools, middle or junior high schools, youth centers, church halls, libraries, Boys & Girls clubs, shopping centers, YMCA and YWCA buildings and the council meeting place. On the poster indicate the name of the contact person; the date, time and location of the competition; and a telephone number to call for additional information. Supplement these posters with newspaper ads, radio and TV spots and other publicity. Additional posters are available at no charge from the Supreme Council office.
- Preregistration of athletes will boost the number of participants and save time at the actual event. Distribute entry forms/score sheets to approved locations. Personally deliver entry forms/score sheets to physical education teachers and coaches when possible. Try to collect completed forms and proof-of-age documents before the competition to get a general estimate on the number of participants. Plan the competition based on these numbers. Have an announcement made in school or send out a reminder of the competition immediately before the event. Be ready to accept entry forms/score sheets from walk-in participants on the day of the competition.
- Don't forget that the Soccer Challenge presents an excellent membership recruitment opportunity. Set up a table at the competition so that attending parents can learn about what the council has to

COUNCIL CHAMPIONSHIP



offer prospective members. Stock it with pamphlets and Form 100's to hand out. To grab their attention, use a poster such as #4355 E, "Shoulder to Shoulder" (available from the Supply Department) or set up some refreshments. Make sure you get the phone number of potential recruits to perform adequate follow-up procedures.

- Cash or bonds must not be awarded at any level of competition since they may compromise the amateur status of the contestant.
- Build public interest. Use the sample press release shown on page 10 to announce the competition in local newspapers and through radio announcements. Always use the program's official name: Knights of Columbus Soccer Challenge.
- Conduct the competition by the rules covered in this booklet. Plan to open the field an hour before the actual event to allow for the registration of walk-in participants. Organize entry forms/score sheets by age and gender. Make a final check of equipment and see that the regulation-size soccer balls are available and that the 12-yard penalty lines are clearly marked. Verify that judges and scorers have been properly advised of their duties and responsibilities. Use the entry form/score sheet to record each participant's score. This form, and proof of age, must accompany each competitor as he or she progresses through the higher levels of competition. All council-level participants will compete during the scheduled hours of the competition and under the same conditions as all other competitors. No participants should be allowed to compete at any other time.
- Present Participation Certificates (#4573) to all participants, and Council Champion Certificates (#4575) to the winners at the end of the competition. The Soccer Challenge Kit contains 75 certificates for competitors. Ten champions' certificates are also included.
- The Supreme Council Supply Department has plaques, prizes, and promotional items available which are suitable for council champions. These items include regulation-size soccer balls, glow-in-the-dark miniature balls, plaques, and trophies all bearing the K of C logo.
- Personalize the sample press release on page 10 by announcing the council winners and send copies to local and diocesan newspapers and radio stations.
- Immediately following your council's championship, the grand knight must complete and submit the Soccer Challenge Participation Form (#4567) found on page 3 of the *Council Report Forms Booklet* and included in the Soccer Challenge Kit. This feedback provides valuable statistics for participation and an overall assessment of the program. Include the number of participants in the council's competition as well as the number who participated in any preliminary school or league competitions.
- Provide the entry forms/score sheets and the proof of age for the council winners to the district deputy for the district competition. Make sure your council number is on the form. Inform council competition winners of the date, time and location of the district competition and any other levels of competition to which they are advancing.
- Be sure that a council official accompanies council winners to all upcoming competitions as they advance. In the event that a winner in any level cannot participate in the next level of competition, the second-place winner should represent the area.

PUBLICITY: GET THE WORD OUT!

One of the best ways to make sure your council's soccer program is a success is to publicize it. The program must always be referred to as the "Knights of Columbus Soccer Challenge".

After reserving a soccer field and setting a date for the competition, use the sample press release on the next page to announce the event.

Retype it, double spaced, on council letterhead, filling in the necessary information giving who, what, when and where of your council's scheduled Knights of Columbus Soccer Challenge. Make sure to include the name, phone number and e-mail address of a contact person.

Ask editors to publish a reminder close to the date of the championship and to list it in the community or weekend calendars. Talk with assignment editors and suggest the competition as a great opportunity for a feature story. Make arrangements for a story about your winners. Personally deliver or send in their names, ages and stories, along with clip art logos, to the editors of both local news and sports sections of secular and diocesan newspapers. Send press releases to radio and TV stations and local access cable news programs.

KNIGHTS · OF · COLUMBUS SOCCER CHALLENGE

Open to Boys and Girls Ages 10 to 14.

SIGN UP TODAY!



Contact local high schools and college athletic departments about the possibility of holding your Knights of Columbus Soccer Challenge prior to a game and then presenting awards to champions during halftime. If there is a professional or semiprofessional franchise in your area, contact its public relations office to see if arrangements can be made to honor winners of your competition during halftime. Also, approach teams about the possibility of getting players to present awards to your champions. Local sports teams, including sports other than soccer, may also be willing to donate uniforms, autographed memorabilia and other similar items as awards or prizes for your champions.

SAMPLE PRESS RELEASE

Contest Announcement

Local K of C council to Sponsor Youth Soccer Challenge Competition

All boys and girls ages 10-14 are invited to participate in the local level of competition for the *(year)* Knights of Columbus Soccer Challenge. The local competition will be held *(competition date)* at *(time)* at *(location)*. In the event of inclement weather a rain date is set for *(competition date)* at *(time)* at *(location)*.

The Knights of Columbus Soccer Challenge is sponsored annually, with winners progressing through local, district, and state competitions. International champions are announced by the K of C international headquarters based in New Haven, CT, on scores from the state-level competitions. All boys and girls 10 to 14-years-old are eligible to participate and will compete in their respective age divisions. All contestants on the local level are recognized for their participation in the event. Participants are required to furnish proof of age and written parental consent. For entry forms or additional information contact: *(name, telephone number and e-mail address of contact person)*

The Knights of Columbus is an international Catholic family fraternal service organization with 1.8 million members in over 14,000 local councils. Last year, Knights donated 69.2 million volunteer hours and \$151 million to charitable and benevolent causes, sponsoring projects to benefit their Church, communities, councils, families, pro-life and youth.

SAMPLE ANNOUNCEMENT

Competition Champions Announcement Knights of Columbus Soccer Challenge

(Number of winners) boys and girls from *(town or towns)*, ages 10-14, were named local champions of the *(year)* Knights of Columbus Soccer Challenge and have earned the right to compete at the district level. *(Council name and number)* in *(location)* sponsored the local competition at *(competition location)*. All youngsters ages 10-14 were eligible to participate.

(Name) was the 10-year-old girls' champion and *(name)* was the winner of the 10-year old boys' division. In the 11-year-olds' bracket, *(name)* was the girls' champion and *(name)* was the boys' champion. Twelve-year-old winners in the girls' and boys' divisions were *(name)* and *(name)*. The 13-year-old girls' division was won by *(name)* and the boys' *(name)*. Fourteen-year-old champions were *(name)* in the girls' bracket and *(name)* in the boys'. Each of these winners will compete in the district competitions to be held on *(date)* at *(location)* with an eye toward moving on to the state and international levels.

DISTRICT LEVEL

The district deputy should follow these guidelines:

- Secure a field, select a date for the October Championship and pass on the information to each of the council Soccer Challenge Chairmen in your district.
- Conduct the district championship according to the rules covered in this booklet. Organize entry forms/score sheets by age and gender. Use the entry form/score sheet to record each participant's score. This form, and proof of age, must accompany each champion as he or she progresses through the higher levels of competition.
- Make a final check of equipment and see that the regulation size soccer balls are available and that boundaries and penalty kick lines are clearly marked. Make sure the scoring zones are properly installed with four pieces of six and a half to seven foot long rope to be placed diagonally along the four corners of the goal. Use tent stakes to secure the bottom ropes to the ground. Instruct judges and scorers of their duties and responsibilities.
- All district level participants must participate during the scheduled hours of the competition and under the same conditions as all other competitors. Under no circumstances can participants compete at a special time other than the scheduled and publicized hours of the competition. Use the entry form/score sheet for each participant to record district competition scores.
- Cash or bonds must not be awarded at any level of competition since they may compromise the amateur status of the contestant. District award medallions are available from the Department of Fraternal Services at no charge. Please call 203-752-4016, or e-mail claudia.lucia@kofc.org. Send a press release to local media sources announcing the district winners.
- Report the results of your district competition to the regional/state Soccer Challenge chairman and give him the entry forms/score sheets of your champions. Inform your champions of the date and location of the regional/state championship.

REGIONAL/STATE LEVEL

The Regional/State Soccer Challenge Chairman should follow these guidelines:

- Order regional/state awards using the form on page 14. State councils are responsible for ordering and presenting awards to the regional and state winners.
- Secure a field, select a date and inform the district deputies of the date, time and location of the regional/state competition.
- Conduct the competition according to the rules outlined in this booklet. Organize entry forms/score sheets by age and gender. This form, and proof of age, must accompany each champion as he or she progresses through the higher levels of competition.

- Use the original entry form/score sheet for each participant to record regional/state competition scores. Make a final check of equipment and see that the regulation-size soccer balls are available, and that penalty kick lines and boundaries are clearly marked. Make sure the scoring zones are properly installed with four pieces of six and a half to seven foot long rope to be placed diagonally along the four corners of the goal. Use tent stakes to secure the bottom ropes to the ground. Instruct the judges and scorers of their duties and responsibilities.
- All regional/state-level participants must participate during the scheduled hours of the competitions and under the same conditions as all other competitors. Under no circumstances may participants compete at any time other than the scheduled and publicized hours of the competition.
- Present the regional/state-level awards. Cash or bonds must not be awarded at any level of competition since they may compromise the amateur status of the contestant.
- Prepare a press release announcing the winners and send it to local media sources. Use the sample council release on page 10 of this booklet as a guide.
- The state Soccer Challenge chairman shall provide the name, address, and sponsoring council, and state-level scoring information to the Supreme Council office in December on forms provided by the Department of Fraternal Services. This scoring information will be used to determine the international winners.
- The deadline for reporting state winners is December 15.

INTERNATIONAL LEVEL

International champions are determined on the basis of the best scores from the state competitions submitted in each age category. The Supreme Council office will provide the forms to be completed by the state chairmen listing the champions, their scores and other important information.

All state champions will be notified by a personal letter of congratulations from the Supreme Knight Carl A. Anderson and will receive a Knights of Columbus International Soccer Challenge Championship trophy commissioned by the Supreme Council and forwarded to the state deputy for presentation.



KNIGHTS OF COLUMBUS SOCCER CHALLENGE

The Knights of Columbus Supply Department has several promotional items available designed to enhance your competition! The mini glow-in-the-dark soccer balls are ideal to give to participants at council, district, regional, and state competitions. Knights of Columbus Soccer Balls are also available for use at council competitions and as awards to council winners.



COMPETITION SOCCER BALL

Councils can order the K of C Competition Soccer Ball, featuring the Order's emblem with a unique blue and black spiral design. This ball is available in packages of 10 regulation balls, including five size 4 (for ages 10-11) and five size 5 (for ages 12-14). (SC-2)



MINI GLOW-IN-THE-DARK SOCCER BALL

This mini ball is the perfect item for all Soccer Challenge participants. Along with the Order's emblem the ball has a special glow-in-the-dark feature. These balls are available in cartons of 24. (SC-3)



COUNCIL PLAQUES

This walnut-grained award features a distinctive soccer emblem with gold-tone polished engraving plates (blank engraving plates included). This award comes in packages of 10. (SC-4)



REGIONAL TROPHY

A 12-inch trophy with a detailed soccer figure flanked by two eagles in a bright gold and acrylic finish is available for regional champions. The trophy includes a modern white marble-patterned base with a gold-tone engraving plate. (Blank engraving plates are included.) A carton of 10 trophies is available. (SC-5)



STATE OR PROVINCIAL AWARD

A 14-inch trophy with a detailed soccer figure flanked by two eagles in a bright gold and acrylic finish is available for state or provincial champions. The trophy includes a modern white marble-patterned base with a gold-tone engraving plate. (Blank engraving plates are included.) A carton of 10 trophies is available. (SC-6)

ADDITIONAL ITEMS



REQUIRED INFORMATION FOR MAILING LABEL - PRINT CLEARLY

Name	Title	
Street (No P.O. Boxes)		
City	State/Province	Zip/Postal Code
DAYTIME TEL. # REQUIRED ()		
FAX # ()		

Date Control No.

Council:

Date Needed:

NOTE: Signature with permission from Grand Knight or Financial Secretary is required IF CHARGING TO COUNCIL ACCOUNT.

FAX YOUR ORDER • (1-800-266-6340) US & CANADA • DO NOT MAIL FAX ORDERS

IF FAX IS UNAVAILABLE PLEASE MAIL ORDER FORM TO:
KNIGHTS OF COLUMBUS • SUPPLY DEPARTMENT
78 MEADOW STREET, NEW HAVEN, CT 06519-1759
(203) 752-4214 OR (203) 752-4451

To ensure delivery, items must be ordered at least 6 weeks prior to presentation date.

All rush orders will incur additional postage charges.

Quantity	Shipped	Item/Form#	Description	UnitPrice	Total
—English —French —Spanish		SC-KIT	Soccer Challenge Kit	NC	
—English		SC-2	Competition Soccer Balls	\$120	
—English —French		SC-3	Mini Glow-in-the-Dark Soccer Balls	\$190	
		SC-4	Council Plaques	\$105	
		SC-5	Regional Trophies	\$150	
		SC-6	State Trophies	\$165	

	Subtotal	
CT Residents add 6% Sales Tax		
Shipments Outside the U.S.add an additional \$25 for shipping for EACH item ordered		
	Total Amount	
PRICES SUBJECT TO CHANGE WITHOUT NOTICE		

OR charge order to your Mastercard or Visa
IF CHARGING TO COUNCIL, AGENT, ETC.
DO NOT FILL OUT CREDIT CARD BOX

Expiration Date: Month ____ Year ____

SIGNATURE REQUIRED for credit card orders

Payable in U.S. Funds — Make check or money order payable to:
Knights of Columbus Supreme Council
Check/Money Order No. _____
Amount _____

<input type="text"/>	<input type="text"/>	<input type="text"/>
Picked By	Packed By	Date Shipped

KNIGHTS OF COLUMBUS
1 COLUMBUS PLAZA
NEW HAVEN, CT 06510-3326
1-203-752-4270 OR www.kofc.org



KNIGHTS
OF COLUMBUS
IN SERVICE TO ONE. IN SERVICE TO ALL.